

# SUNEX<sup>®</sup>

## T O O L S

### SUNEXCHANGE USER GUIDE

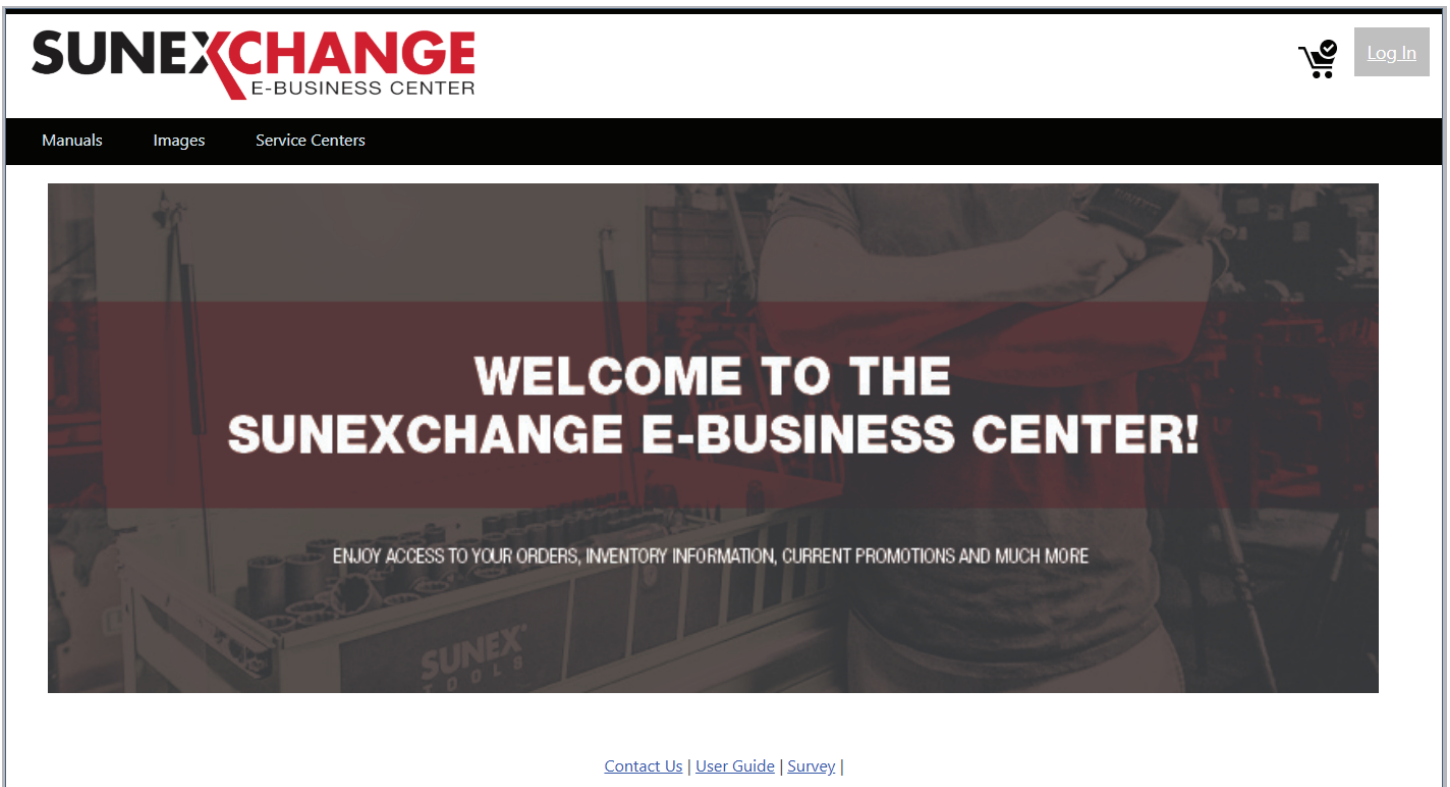
LAST UPDATED 12-11-19

## WELCOME TO SUNEX DISTRIBUTOR PORTAL

This user manual will cover all the screens and functions of our site.

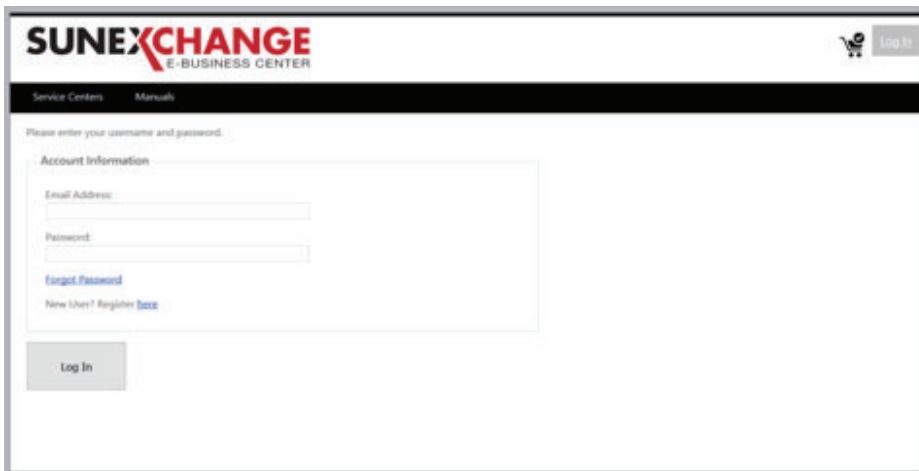
### MAIN SCREEN:

Welcome message.



## LOGIN SCREEN:

This is your login screen to give you access to our site. You will use your email address as your login credential. Below you can see how to register your email address if you have not already.



The screenshot shows the login page for SUNEXCHANGE E-BUSINESS CENTER. At the top left is the logo, and at the top right is a shopping cart icon and a 'Log In' button. Below the header is a navigation bar with 'Service Centers' and 'Manuals'. The main content area has the heading 'Please enter your username and password.' and a form titled 'Account Information'. The form contains fields for 'Email Address' and 'Password', a 'Forgot Password' link, and a 'New User? Register Here' link. A 'Log In' button is located at the bottom left of the form.

When you click on the “Register” button, you will come to this screen. You will need your Sunex account number as well as a work email. You cannot use a personal email address ( ie Gmail, msn, Hotmail, etc.).

Please enter your account number, email address, password and select what type of user you are by selecting from the list of radio button options then click “Create Account”



The screenshot shows the 'NEW USER REGISTRATION' page for SUNEXCHANGE E-BUSINESS CENTER. At the top left is the logo, and at the top right is a shopping cart icon and a 'Log In' button. Below the header is a navigation bar with 'Service Centers' and 'Manuals'. The main content area has the heading 'NEW USER REGISTRATION'. The form is titled 'Registration Information' and contains fields for 'Sunex Account Number', 'First Name', 'Last Name', 'Email Address', 'Password', and 'Confirm Password'. Below these fields is a 'User Type' section with radio buttons for 'Administrator', 'Buyer', 'Sales', 'AP/AR', 'Principal/Owner', 'Marketing', and 'Shipping/Receiving'. A 'Create Account' button is located at the bottom left of the form.

If you forget your password, simply click the “forgot password” link on the login page and you will get this screen. You just enter your email address and click “Submit” and we will email you your password.

Once you log in successfully, you will be sent to your “My Account” page. This page will list your account information as well as a list of email addresses allowed to access the site under your account.

Account#	Invoice#	Date	Original\$	Balance\$	Text
9910000	735680386	1/12/2019	0.01	0.01	
9910000	735680047	1/11/2019	0.01	0.01	
9910000	735680078	1/11/2019	0.01	0.01	
9910000	735680120	1/11/2019	0.01	0.01	
9910000	735679370	1/9/2019	0.02	0.02	
9910000	735679415	1/9/2019	0.01	0.01	
9910000	735679634	1/9/2019	0.02	0.02	
9910000	735678846	1/8/2019	0.01	0.01	
9910000	735678895	1/8/2019	0.01	0.01	
9910000	735679168	1/8/2019	0.01	0.01	
9910000	735679168	1/8/2019	0.02	0.02	

## MANUAL SCREEN:

This lists all of our tools with links to open a pdf copy of the manual. You can print or download the manuals from the site.

The screenshot shows the 'MANUALS' section of the Sunexchange website. At the top, there is a navigation bar with links for 'Buy Products', 'Order Inquiry', 'Service Centers', 'My Account', 'Manuals', 'RMA', 'Tools', 'Promotions', 'Inventory Feed', and 'Shipping Discrepancy'. Below the navigation bar, the page title is 'MANUALS'. A message states: 'You will need Adobe Acrobat Reader to view these files. Get it [here](#).' Below this message is a search filter: 'Filter on Item# or Description:  Filter'. The main content is a table with two columns: 'Item' and 'Description'. The table lists various tools, including jack stands, ratcheting jack stands, torque wrenches, and jack stands of different heights and capacities.

Item	Description
<a href="#">1003</a>	3 Ton Jack Stand (Pair) - CBO
<a href="#">1003A1</a>	3 Ton Aluminum Jack Stand Pin Style (pair)
<a href="#">1003REV</a>	3 TON RATCHETING JACK STAND (PAIR) (REV A)
<a href="#">1006</a>	6 Ton Jack Stand (Pair) - CBO
<a href="#">1006REV</a>	6 TON RATCHETING JACK STAND (PAIR) (REV A)
<a href="#">1012</a>	12 Ton Jack Stand (Pair)
<a href="#">1012REV</a>	12 TON RATCHETING JACK STAND (PAIR) (REV A)
<a href="#">13050</a>	5/8" Dr. 10-50 In-lb 60T Torque Wrench
<a href="#">1330</a>	10 Ton Low Height Pin Type Jack Stands (Pair)
<a href="#">1330</a>	10 Ton Medium Height Pin Type Jack Stands (Pair)
<a href="#">1330</a>	Brake Drum Handler
<a href="#">1430</a>	10 Ton High Height Pin Type Jack Stands
<a href="#">1501</a>	1500 lb. Hydraulic Wheel Dolly
<a href="#">1520</a>	20 Ton Wide Truck Ramps (Pair)
<a href="#">1522</a>	22 Ton Pin Type Jack Stands (pair) - CBO
<a href="#">1622</a>	20 Ton Trailer Stabilizing Stand

You can use the filter option to go directly to the tool you are looking for. Simply key in what you want to look for (ie 'impact') and the list will filter out all tools that contain that information. This filter is on all of our screens that contain lists.

This screenshot shows the same 'MANUALS' page as the previous one, but with the search filter set to 'impact'. The list of tools is now filtered to show only impact wrenches. The table has two columns: 'Item' and 'Description'. The items listed are all impact wrenches of various sizes and types.

Item	Description
<a href="#">SK311</a>	3/8" Palm Grip Impact Wrench
<a href="#">SK210-2</a>	1/2" Premium Impact Wrench w/ 2" Anvil
<a href="#">SK3835</a>	3/8" Impact Ratchet Wrench LGA
<a href="#">SK4325</a>	1/4" Mini Impact Wrench
<a href="#">SK4335</a>	3/8" Composite Impact Wrench
<a href="#">SK4345</a>	1/2" Composite Impact Wrench
<a href="#">SK4345Z</a>	1/2" Composite Impact Wrench (2" Extended Anvil)
<a href="#">SK4348</a>	1/2" Dr. Super Duty Impact Wrench
<a href="#">SK4350</a>	1/2" Composite Body Impact Wrench
<a href="#">SK4355</a>	3/4" Composite Impact Wrench
<a href="#">SK4360-6</a>	1" Lightweight Super Duty Impact w/6" ext. anvil
<a href="#">SK505A8</a>	1" Impact Wrench with 8" Anvil
<a href="#">SK556</a>	1" Impact Wrench w/6" Ext. Anvil LGA
<a href="#">SK556-2</a>	1" Snubnose Impact Wrench w/2" Anvil LGA
<a href="#">SK556-6</a>	1" Impact Wrench w/6" Ext. Anvil
<a href="#">SK636CZ</a>	1/2" Impact Wrench

### SERVICE CENTER:

This option contains a pdf of our current service centers and their contact information.

**SUNEXCHANGE**  
E-BUSINESS CENTER

Log Out

My Account Buy Products Order Inquiry Promotions Images Literature RMA Shipping Discrepancy Service Centers Inventory Feed

### SERVICE CENTERS

Please check your model number and contact the service center before sending tool.  
Click [here](#) to open PDF

**SUNEX<sup>®</sup>**  
**T O O L S**

**Sunex Air/Hydraulic Service Centers**  
(A) = Air Tool Repairs (H) = Hydraulic Repairs

<b>ALABAMA</b>						
(A/H) Southeastern Jack	500 4th Avenue North	Birmingham	AL	35204	(205) 252-1511	
<b>ARIZONA</b>						
(H) Tire Equipment Service	4002 East Elwood Street Suite 4	Phoenix	AZ	85040	(602) 437-0499	
(A) NMG Aerospace	2223 South Wilson Street	Tempe	AZ	85282	(480) 966-1097	
<b>ARKANSAS</b>						
(A/H) Clark Hydraulic Service	2901 Confederate Boulevard	Little Rock	AR	72206	(501) 375-1252	

Leave a

## BUY PRODUCTS:

You can browse our items listings by category ( including service parts ), check inventory levels as well as item specs and add items to your shopping cart to purchase.

SUNEXCHANGE

E-BUSINESS CENTER

Log Out  
0

My Account
Buy Products
Order Inquiry
Promotions
Images
Literature
RMA
Shipping Discrepancy
Service Centers
Inventory Feed

**IMPACT SOCKETS**

**HAND TOOLS**

**LIFTING**

**TOOL STORAGE**

**AIR TOOLS**

**SHOP EQUIPMENT**

**SERVICE PARTS**

**LIGHTING**

Filter Criteria:

---

	Item	Description
<a href="#">Select</a>	BLKLPEN	Pen Light 200 Lumen C-Match, UV, Flashlight, Folding, 3x AAA
<a href="#">Select</a>	BLKLPK	Sunex Pocket Light, 150 Lumen, Alkaline 3x AAA, Black Line
<a href="#">Select</a>	BLKLPOD	Pod Light, 250 Lumen, Alkaline 3x AAA, Black Line, Sunex
<a href="#">Select</a>	BLKLSWIVEL	Swivel Light, 250 Lumen, Alkaline 3x AAA, Black Line, Sunex
<a href="#">Select</a>	REDFLOOD	Flood Light, 1000 Lumen, Rechargeable, Red Line, Sunex
<a href="#">Select</a>	REDFOLD	Folding Line Light, 600, Rechargeable, Red Line, Sunex
<a href="#">Select</a>	REDLOGO	Logo Light, 400 Lumen, Rechargeable, Red Line, Sunex
<a href="#">Select</a>	REDLPEN	Pen Light, 200 Lumen, Color Match, UV, Flashlight, Folding
<a href="#">Select</a>	REDLPOD	Pod Light, 250 Lumen, Rechargeable, Red Line, Sunex
<a href="#">Select</a>	REDLSWIVEL	REDFLOOD Swivel Light
<a href="#">Select</a>	REDLUH	Underhood Light, 1000 Lumen, Rechargeable, Red Line, Sunex

### ITEM DETAILS

**Item Number:** BLKLPK  
**Description:** Sunex Pocket Light, 150 Lumen, Alkaline 3x AAA, Black Line  
Customer Item Number:

The item details will provide you with the description, price, stock on hand, and other dimensions

**Item Number:** BLKLPK  
**Description:** Sunex Pocket Light, 150 Lumen, Alkaline 3x AAA, Black Line  
**Customer Item Number:**  
**Price:** \$  
**Stock On Hand:** 913  
**Unit Length:** 7.75  
**Unit Width:** 4.25  
**Unit Height:** 0.50  
**Unit Weight:** 0.25

Qty:  ▼

### ORDER INQUIRY SCREEN:

This will show you all of your orders in our system. The pending tab is for orders submitted from our portal.

The “Open” button shows you open order in our ERP system that have not shipped yet. The “Confirmed Orders” button shows orders that are ready to ship in our ERP system. The "Shipped Orders" button shows which orders have shipped. You can click on the order number on the left of the screen to see the order details.

**SUNEXCHANGE**  
E-BUSINESS CENTER

Log Out

Buy Products | Order Inquiry | Service Centers | My Account | Manuals | RMA | Tools | Promotions | Inventory Feed | Shipping Discrepancy

**ORDER INQUIRY**

Filter Criteria:

Open Orders  Confirmed Orders  Shipped Orders

Account Number: 9910000

Order No	Customer PO#	Order Date	Ship Date	Delivery Address
731574321	Robert Pimental	1/14/2019	1/17/2019	16823 Palmer Ave HURON,CA 91234
731574322	DAVID CIPOLETTI	1/14/2019	1/17/2019	1924 CARDINAL AVE ALBUQUERQUE,NM 87101
731574323	BRUCE CERNEY	1/14/2019	1/17/2019	30W MINNESOTA AVE GLENWOOD,MN 56334
731574371	11777700437	1/14/2019	1/17/2019	22322 N 82nd Lane PEORIA,AZ 85383
731574415	MARSHALL STEVENS	1/14/2019	1/17/2019	4420 HOLIDAY BLVD KNOXVILLE,TN 37921
731572965	LEE RODGERS TIRE CO	1/11/2019	1/14/2019	311 SOUTH 21ST STREET BIRMINGHAM,AL 35233
731572622	731572736	1/19/2019	1/13/2019	12 DEAN CRESCENT INGERSOLL, ON CANADA, NS3C3 (519)277-2294 INGERSOLL,ON NS3C3 CA
731572646	Topline Tool Warehouse	1/19/2019	1/13/2019	140 Mibar blvd FARMINGDALE,NY 11735
731572270	731517089	1/9/2019	1/12/2019	1145 EAST MAIN BERNE,IN 46711
731572315	Levi Schwartz	1/9/2019	1/12/2019	1145 east main street BERNE,IN 46711
731572388	NICOLAE CIOBANU	1/9/2019	1/12/2019	272 WARD AVE APT 9N BORDENTOWN,NJ 08505
731572281	ED COOK	1/7/2019	1/19/2019	6301 OLD RUTLEDGE PIKE KNOXVILLE,TN 37924
731571902	RTO41452	1/2/2019	1/5/2019	1212 North William Street GOLDSBORO,NC 27530
731571966	MIKE WOOLARD/PRESS	1/2/2019	1/5/2019	AFTN: MIKE WOOLARD 3320 S. KELLER RD. VINCENNES,IN 47591
731571196	FELIPE DIAZ	12/28/2018	12/31/2018	4514 Teece Ct SW ALBUQUERQUE,NM 87121
731571282	Faber Indust. Supply	12/28/2018	12/31/2018	423 East Broadway Ave MOSES LAKE,WA 98837
731569307	Jennifer Valentine	12/13/2018	12/16/2018	7100 Dunham Rd. WALTON HILLS,OH 44146
731568877	ANDREW WAITE	12/12/2018	12/15/2018	400 BILLY DR ICWRI,AR 72745

### ORDER DETAIL

Item Number	Description	Qty Shipped	Sales Price	Line Total	Sales Order	Packing Slip	Tracking #	BOL
RS6603ASJ50	POWER UNIT ASSEMBLY / 3T ALUM SERVICE JACK	1.00	\$0.01	\$0.01	731579625	77457567	1ZE061530341652452	577329



## SHOPPING CART:

You can get to your shopping cart at any time by clicking on the cart icon on the top right of your screen. The cart icon show you the number of lines you have added to your cart. The shopping cart is unique to your account and your email address.

**SUNEXCHANGE**  
E-BUSINESS CENTER

Log Out  
2

Buy Products | Order Inquiry | Service Centers | My Account | Manuals | RMA | Tools | Promotions | Inventory Feed | Shipping Discrepancy

### SHOPPING CART

Quick Item Add

Quick add item: Item#:  Qty:

Total pieces in cart: 2  
Total price in cart: \$213.98

Item	Description	Qty	Price	Requested Date	
80055C	Multi-Purpose Service Cart	1	\$106.99	1/14/2019	<a href="#">Remove</a>
80055C	Multi-Purpose Service Cart	1	\$106.99	1/14/2019	<a href="#">Remove</a>

## SUBMIT SHOPPING CART:

When you submit your cart, you will see need to key in the shipping information. For your convenience, we have the option to save your shipping information for later use. That information is stored in your Address Book. You can main your address book by clicking on the “Maintain Addressbook” button.

**SUNEXCHANGE**  
E-BUSINESS CENTER

Buy Products   Order Inquiry   Service Centers   My Account   Manuals   RMA   Tools   Promotions   Inventory Feed   Shipping Discrepancy

**SUBMIT SHOPPING CART**

Requested Ship Date: 01/14/2019  
Ship To Name: Sunex  
Ship To Address: 100 Roe Rd  
Ship To City: Tra  
Ship To State: SC (2 digit abbreviation)  
Ship To Zip: 29690  
Customer PO#: PO1  
Promo Code:  
Email Address: dansloan@vshl.com  
Save to Addressbook:   
**Submit Order**

Select Existing Address: ---Select---  
**Maintain Addressbook**

2   Log Out

## ADDRESS BOOK DETAIL:

You can review addresses here and click “select” to modify or delete an address.

The screenshot shows the SUNEXCHANGE E-BUSINESS CENTER interface. At the top left is the logo "SUNEXCHANGE E-BUSINESS CENTER". To the right is a shopping cart icon with the number "1" and a "Log Out" button. Below the logo is a navigation menu with the following items: Buy Products, Order Inquiry, Service Centers, My Account, Manuals, RMA, Tools, Promotions, Inventory Feed, and Shipping Discrepancy. The main content area is titled "ADDRESS BOOK" and contains a table with the following data:

Name	Address	City/State	Zip
<a href="#">Select</a>	Sunex	100 Roe Rd/9a SC	29690

## EDIT ADDRESSES:

You can change address information and click “Update Address” or click “Delete Address” to remove old addresses.

**SUNEXCHANGE**  
E-BUSINESS CENTER

Log Out

Buy Products | Order Inquiry | Service Centers | My Account | Manuals | RMA | Tools | Promotions | Inventory Feed | Shipping Discrepancy

### EDIT ADDRESS

Ship To Name:


Ship To Address:

Ship To City:

Ship To State:

Ship To Zip:


**PROMOTIONS:** The Promotions tab will showcase all the current promotions. Just click on a 'button' and it will take you to that promotion. You will be able to print the documents if needed as well.



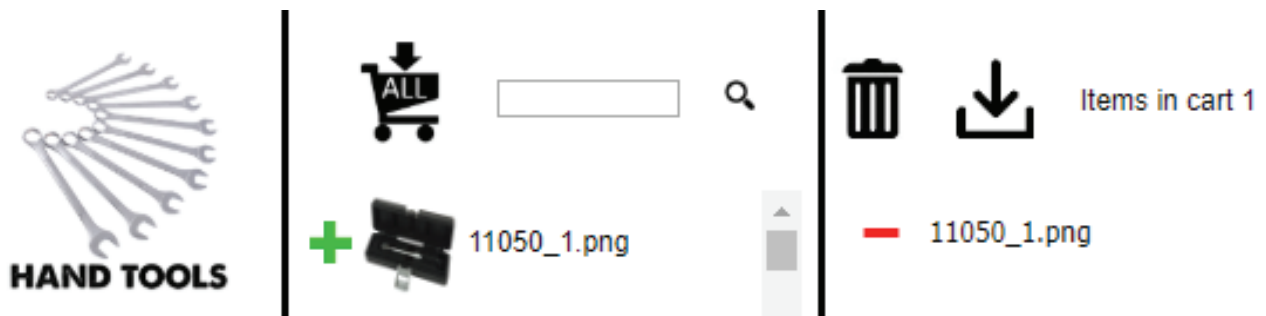
**SUNEXTREME:** SUNEXtreme Deals are hot buys that will be available for 2 weeks OR while supplies last. Click on the SUNEXtreme 'button' to see the latest deals.

# SUNEXTREME

**IMAGES:** To download product images, click on the 'Images button' and you will be taken to the image site.



When you select a product category you can then add individual images to the 'cart' and when complete you can download the images.



**LITERATURE:** In the Literature section, you can view and download 'Catalogs', 'Supplemental Catalogs', 'Manuals', 'Sell Sheets', 'Policies', 'Guidelines', and 'Warranties'. When these documents and files change they will be made available on this site.

**SUNEXCHANGE**  
E-BUSINESS CENTER

Log Out

1

My Account Buy Products Order Inquiry Promotions Images Literature RMA Shipping Discrepancy Service Centers Inventory Feed

LITERATURE

CATALOGS  
SUPPLEMENTAL CATALOGS  
MANUALS  
SELL SHEETS  
POLICIES  
GUIDELINES  
WARRANTIES

LITERATURE

## CATALOGS



## SUPPLEMENTAL CATALOGS



## SUPPLEMENTAL CATALOGS



### MANUALS

This lists all of our tools with links to open a pdf copy of the manual. You can print or download the manuals from the site.

You can use the filter option to go directly to the tool you are looking for. Simply key in what you want to look for (ie. 'truck jack') and the list will filter out all tools that contain that information. This filter is on all of our screens that contain lists.

### MANUALS

You will need Adobe Acrobat Reader to view these files. Get it [here](#).

Filter on Item# or Description:

Item	Description
<a href="#">6623</a>	20 Ton Air/Hydraulic Truck Jack
<a href="#">6635</a>	22 / 35 TWO STAGE TRUCK JACK - ( ships 2 boxes)
<a href="#">6635A</a>	22/35 TON TELESCOPIC 2 STAGE AIR/HYDAULIC TRUCK JACK
<a href="#">6635REVA</a>	22/35 AIR/HYDRAULIC TELESCOPIC TRUCK JACK
<a href="#">6722</a>	22 Ton Air/Hydraulic Truck Jack

### SELL SHEETS

You can use this section to download any of the available sell sheets for each product. Don't see one that you need? Mention it to your Sunex Sales Representative.

### SELL SHEETS

You will need Adobe Acrobat Reader to view these files. Get it [here](#).

Filter on Item#:

Item	Description
<a href="#">10080.pdf</a>	1/4" Drive Chrome 80 Tooth Ratchet
<a href="#">11050.pdf</a>	1/4" Dr. 10-50 In-lb 60T Torque Wrench
<a href="#">1436.pdf</a>	36 Piece 1/4" Drive Chrome Socket Set
<a href="#">18000C.pdf</a>	10 Piece 1/4" Drive Chrome Socket Rail 12pt SAE Standard
<a href="#">18100C.pdf</a>	13 Piece 1/4" Drive Chrome Socket Rail 12pt Metric Standard
<a href="#">1889.pdf</a>	89Pc 1/4", 3/8", and 1/2" Drive Master Chrome Socket Set
<a href="#">19000C.pdf</a>	10 Piece 1/4" Drive Chrome Socket Rail 6pt SAE Standard
<a href="#">19100C.pdf</a>	13 Piece 1/4" Drive Chrome Socket Rail 6pt Metric Standard
<a href="#">19200NLE.pdf</a>	5 Piece 1/4" Drive Chrome Standard Extension Set
<a href="#">20080.pdf</a>	1/2" Drive Chrome 80 Tooth Ratchet
<a href="#">20250.pdf</a>	1/2" Dr. 30-250 Ft-lb 48T Torque Wrench
<a href="#">224FTB.pdf</a>	1/2" Dr. EP24 Inverted Star Plus Impact Socket
<a href="#">2637L.pdf</a>	20Pc 1/2" Dr. Impact Hex Driver Master Set -6" Long SAE/MM
<a href="#">2638L.pdf</a>	10Pc 1/2" Dr. Impact Hex Driver Set 6"Long, SAE
<a href="#">2639L.pdf</a>	10Pc 1/2" Dr. Impact Hex Driver Set 6"Long Metric
<a href="#">2673.pdf</a>	15Pc 1/2"Dr 6 Pt Low Profile Impact Socket wHex Shank MM
<a href="#">2674.pdf</a>	11Pc 1/2" Dr 6Pt Low Profile Impact Socket wHex Shank SAE
<a href="#">28002C.pdf</a>	13 Piece 1/2" Drive Chrome Socket Rail 12pt SAE Standard
<a href="#">28002D.pdf</a>	13 Piece 1/2" Drive Chrome Socket Rail 12pt SAE Deep
<a href="#">28102C.pdf</a>	13 Piece 1/2" Drive Chrome Socket Rail 12pt Metric Standard
<a href="#">28102D.pdf</a>	13 Piece 1/2" Drive Chrome Socket Rail 12pt Metric Deep

## POLICIES

### POLICIES



## GUIDELINES



WARRANTIES



- CATALOGS
- SUPPLEMENTAL CATALOGS
- MANUALS
- SELL SHEETS
- POLICIES
- GUIDELINES
- WARRANTIES

LITERATURE

**Return Merchandise Authorization (RMA):** To begin the RMA process, click on the RMA 'button' and select 'New RMA'. For questions regarding the RMA Policy please refer to the Policies section in the Literature section.

rmaid	CustAccount	OrdDate	Status	OrderNum	CustPO	CreateDate
15	7753000	5/5/2018 12:00:00 AM	N	5	5	12/5/2018 12:00:00 AM
16	9910000	7/12/2018 12:00:00 AM	N	test	000025946	12/13/2018 12:00:00 AM
17	9910000	1/1/1900 12:00:00 AM	N			2/21/2019 12:00:00 AM
18	9910000	1/1/2019 12:00:00 AM	N	Order Number	Customer PO#	2/21/2019 12:00:00 AM

After filling in the order information, click 'Submit RMA' and print out the summary to include with your return.

### NEW RMA SCREEN

Sales Order Number

Customer PO#

Order Ship Date

Reason for Return 

- Customer Corrections
- Customer Corrections
- Damaged Product
- Order Entry Error
- Shipping Discrepancy
- Stock Return
- Duplicate Order

Comments:

---

Item:  Qty:

Please check here to verify you have read and accept our [RMA guidelines](#).

### SHIPPING DISCREPANCY:

In this section you can create a new shipping discrepancy by clicking on the 'New Discrepancy' button and you can also view your shipping discrepancy history.

After clicking on the 'New Discrepancy' button, you can enter Shipping Discrepancy details on this screen. Add one line at a time and click "add line". When finished click "submit" and print your summary. This will notify our warehouse and customer service representative to get it resolved.

You can enter a shipping discrepancy for any Overage or Shortages on your shipments.

## SERVICE CENTER:

This option contains a pdf of our current service centers and their contact information.

**SUNEXCHANGE**  
E-BUSINESS CENTER

Log Out

My Account Buy Products Order Inquiry Promotions Images Literature RMA Shipping Discrepancy Service Centers Inventory Feed

SERVICE CENTERS

Please check your model number and contact the service center before sending tool.  
Click [here](#) to open PDF

**SUNEX<sup>®</sup>  
T O O L S**

Sunex Air/Hydraulic Service Centers  
(A) = Air Tool Repairs (H) = Hydraulic Repairs

State	Service Type	Address	City	State	Zip	Phone
ALABAMA	(A/H) Southeastern Jack	500 4th Avenue North	Birmingham	AL	35204	(205) 252-1511
	(H) Tire Equipment Service	4002 East Elwood Street Suite 4	Phoenix	AZ	85040	(602) 437-0499
ARIZONA	(A) NMG Aerospace	2223 South Wilson Street	Tempe	AZ	85282	(480) 966-1097
	(A/H) Clark Hydraulic Service	2901 Confederate Boulevard	Little Rock	AR	72206	(501) 375-1252

Leave a

## INVENTORY FEED


The Sunex Inventory Feed is updated everyday at 4:00pm EST. By clicking on the arrow you can download an Excel file showing the item number, description, quantity on hand, and the last time the inventory was updated.




Log Out

My Account
Buy Products
Order Inquiry
Promotions
Images
Literature
RMA
Shipping Discrepancy
Service Centers
Inventory Feed

INVENTORY FEED DOWNLOAD



Item	Description	Qty On Hand	Date Available
720	5/8" Raised Panel Combination Wrench	469	3/7/2019 16:00
730	15/16" Raised Panel Combination Wrench	479	3/7/2019 16:00
10000	1/2" Dr. Crankshaft Turing Skt Small Block Chevy V6 & 4 cyl.	1577	3/7/2019 16:00
10001	Crankshaft Turning Skt Small Block Ford Buick Olds Pontiac	241	3/7/2019 16:00
10002	1/2" Dr. Crankshaft Turning Socket Big Block Chevy V8	53	3/7/2019 16:00
10003	1/2"Dr 1 3/16"GM Oil Pressure Sending Unt SKT(CRV)	27	3/7/2019 16:00
10004	1/2"DR SPANNER SKT (CR-V)	55	3/7/2019 16:00
10005	3/8"DR FUEL FILTER BANJO BOLT SKT	29	3/7/2019 16:00



## Contact Us:


Our contact info can be accessed through the link at the bottom of the page.


**SUNEXCHANGE**  
E-BUSINESS CENTER


Log Out


1

My Account Buy Products Order Inquiry Promotions Images Literature RMA Shipping Discrepancy Service Centers Inventory Feed

 Toll-Free: 800.833.7869  
Service Phone: 877.786.3939  
Office Phone: 864.834.8759  
HD Support Line: 800.833.7869  
& select the HD prompt

 Mailing Address:  
PO Box 1233 Travelers Rest, SC 29690

 Place an Order via Email:  
[orders@sunextools.com](mailto:orders@sunextools.com)  
Contact Us via Email:  
[info@sunextools.com](mailto:info@sunextools.com)

 Contact Us via Fax:  
864.834.7954

[Contact Us](#) | [User Guide](#) | [Survey](#) |

## Survey:

We would love your feedback! A user experience survey is available through the link at the bottom of the page

**SUNEXCHANGE**  
E-BUSINESS CENTER

Log Out

1

My Account Buy Products Order Inquiry Promotions Images Literature RMA Shipping Discrepancy Service Centers Inventory Feed

### SURVEY

Just a few questions.

Was the portal easy to navigate?  Yes  No

Did the website load efficiently?  Yes  No

What other information would you like to find on the distributor portal or our website?

What did you think of the look of the website?

Would you like to receive information regarding our new releases/future sales?  Yes  No

Would you consider speaking to one of our agents for a few minutes about how we can improve our products/services?  Yes  No

Would you like to receive information regarding our new releases/future sales?  Yes  No

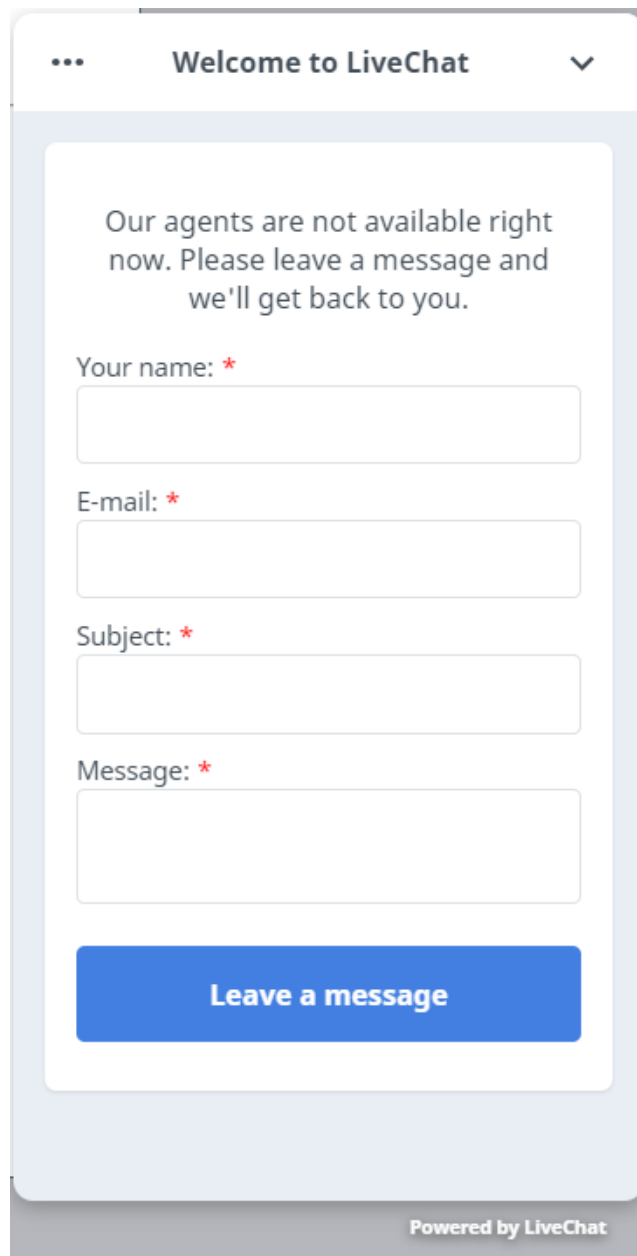
Would you consider speaking to one of our agents for a few minutes about how we can improve our products/services?  Yes  No

Submit

[Contact Us](#) | [User Guide](#) | [Survey](#) |

## LiveChat:

You will be able to chat live with a customer service representative through the LiveChat function located on the bottom right corner of the page



The image shows a mobile-style LiveChat widget. At the top, there is a header with three dots on the left, the text "Welcome to LiveChat", and a downward arrow on the right. Below the header, a message reads: "Our agents are not available right now. Please leave a message and we'll get back to you." Underneath this message are four input fields, each with a red asterisk indicating it is required: "Your name:", "E-mail:", "Subject:", and "Message:". At the bottom of the form is a blue button with the text "Leave a message". At the very bottom of the widget, it says "Powered by LiveChat".